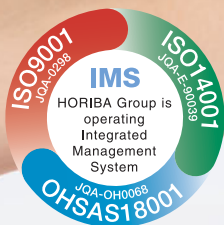


## Oil Content Analyzer OCMA-500/550



# 500

For measurement of  
**Oil in wastewater**


## Oil Content Analyzer **OCMA-500**



OCMA-500 to measure concentration of oil contained in drainage and environmental water. After injecting the water sample and solvent, all you have to do is press the start button, and the system will automatically conduct the monitoring operation from oil extraction to sample measurement and draining. With no more troublesome operations like opening/closing the drainage valve, monitoring is speeded up. In addition, the color graphic LCD and the backlit extraction tank have improved operability.



① Inject water sample, solvent



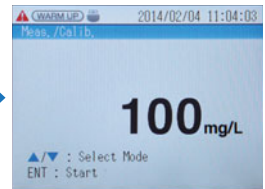
② Measurement start



③ Extraction and measurement



④ Drain sample



⑤ Measurement completion

### Feature

#### ■ Backlit extraction tank

The extraction tank is equipped with LEDs. Illuminating the tank makes it easy to check the phase separation between sample and solvent and set the extraction time.



Before extraction



After extraction

\*The color depends on the sample.

#### ■ Reduction of environmental impact and running cost

The OCMA-500 cuts solvent consumption by 20% compared with our previous products, reducing environmental impact. It also reduces the running cost.



#### ■ Measurement mode

Measurement can be switched automatically or manually.

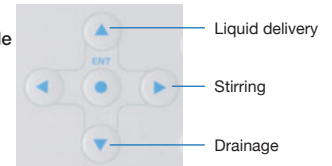
**Auto mode**

Stirring, measurement and draining are automatically conducted after injection of the sample.

**Manual mode**

You can conduct measurement operation at any timing while checking the extraction state.

#### ■ Example of manual mode




### Fully used in various applications



Factory drainage

For monitoring final discharge water



Ballast water, bilge

For monitoring discharge from ships



Vehicle maintenance site and gas station

For monitoring water quality in surrounding areas



Others

Water quality survey based on environmental standard. For monitoring final discharge from petroleum refinery plant. For oil dispersion research at time of an accident.

# 550

For measurement of  
**Residual oil on components**

## Oil Content Analyzer **OCMA-550**



OCMA-550 to measure residual oil on components and concentrations of oil adhered on solids such as soil. Measurement can be easily made only by injecting the extracted water sample into the attached cell and setting it to the equipment. This model features a simple design which allows opening/closing of the door to setting of cell with just one hand. This is best for measurement of extracted samples such as evaluation of residual oil on components and measurement of oil contained in food.




① Dip sample into solvent to extract oil



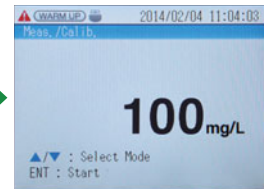
② Inject measuring solvent into cell



③ Set the cell to the equipment



④ Measurement start



⑤ Measurement completion

### Feature

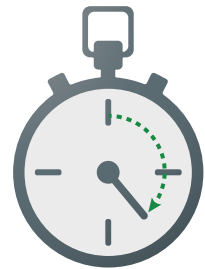
#### ■ Cell is easily detachable with just one hand

Simple design which allows opening/closing of door and detachment of cell with just one hand. Measurement operation becomes smoother.



#### ■ Timer function

A timer function to display a measurement value in a certain amount of time is equipped. This saves work and time required for measurement.




Residual oil on components

For quality control of components



For piping of air conditioners and refrigerators

To prevent reduction of cooling function



Semiconductor field

For evaluation of degreasing capacity



Others

Useful for soil (environmental pollution), food (health hazard) and gas (quality deterioration)

# Automatic operation with one switch

Compact oil content analyzer OCMA-500 series.

Operability is significantly improved while user-friendly features of the conventional products are maintained as they are.

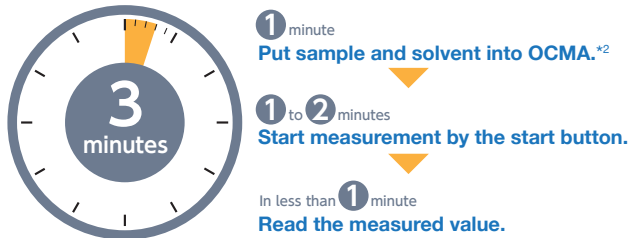
This machine is easy for anyone to use because all you have to do is press a button.

This can be utilized across wide variety of applications such as drain monitoring and quality control for components.

## Easy and speedy measurement for approx. 3 minutes\*1

Measurement can be easily made in a short time only by pressing the start button. Measurement time can be significantly reduced in comparison with the n-hexane extraction method.

\*Excluding time for warming and calibration.



\*1 Shortest time. Measurement time depends on quality of sample.

\*2 In case of OCMA-500. Put extracted sample into the cell to set in case of OCMA-550.

## Any oil with low boiling point can be measured

The n-hexane extraction method needs to evaporate solvent and any oil with a low boiling point (toluene, gasoline, etc.) is evaporated along with solvent. The OCMA-500 series does not need to evaporate solvent, preventing evaporation of these kinds of oil.



### What is the n-hexane extraction method?

Testing method used to measure oil components. Because oil of a low-boiling component such as gasoline or toluene is volatilized, an error may occur if they are included. It is necessary to take note of them when making evaluations.

## Improvement of operability

### Color graphic liquid crystal

It is easier to see menu and measurement results because a 3.5 inch color graphic (LCD) is employed.



### Unit conversion function

Indication unit (mg/L, mg/kg, mg/g, mg/PC, Abs (OCMA-550)) can be changed according to the purpose by inputting the measurement conditions.

### USB data output port

It is easy to control data in a personal computer by saving data in a USB memory. \*HORIBA recommended USB is available.



Date	Value	Unit	Value(Raw)	Unit(Raw)	Status	Memo
2014/08/01 10:00	0	mg/L	0	mg/L	2	sample01
2014/08/01 15:10	3.5	mg/L	3.5	mg/L	0	sample02
2014/08/01 15:20	0.8	mg/k	0.8	mg/L	0	sample03
2014/08/01 15:30	0.9	mg/g	0.9	mg/L	0	ample04
2014/08/03 15:00	0.9	mg/L	0.9	mg/L	0	sample05
2014/08/03 15:10	5.4	mg/L	5.4	mg/L	0	sample06
2014/08/03 15:20	5.2	mg/L	5.2	mg/L	0	sample07
2014/08/08 15:30	4.9	mg/L	4.9	mg/L	0	sample08
2014/08/09 16:00	2.1	mg/L	2.1	mg/L	0	sample09
2014/08/10 18:00	1.7	mg/L	1.7	mg/L	0	sample10
2014/08/10 18:00	1.8	mg/L	1.8	mg/L	0	sample11
2014/08/10 18:00	1.7	mg/L	1.7	mg/L	0	sample12
2014/08/10 18:00	2.7	mg/L	2.7	mg/L	0	sample13

Output data (reference)

### Multi-language function

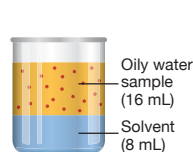
Japanese, English and Russian languages are available. Each language can be selected from the screen menu.



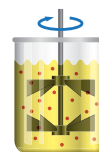
## How to measure by OCMA

The OCMA-500 series extracts the oil components contained in a measurement sample into solvent (S-316) to measure the oil content with an IR analyzer.

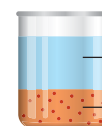
\*Carry out pre-washing for correct measurement.



Add solvent (S-316)



Agitate it thoroughly



Oil components extracted into solvent

\*In case of OCMA-500



Oil Content Analyzer

## OCMA-500

### ■ Standard Accessory

Filter element	For water filter, diameter 40 mm, including 5 elements
Dropper	Made of polyethylene, 2.5 mL
Code set	Power supply cable (for domestic use)
B heavy oil	10 mL
Instruction manual	OCMA-500
Water absorptive sheet	Liquid tray from extraction tank

### ■ Option

Oil extracted solvent	S-316
Measuring Syringe set (Simple type)	Micro Syringe 25 $\mu$ L Measuring Syringe (For Sample) 20 mL Measuring Syringe (For Solvent) 10 mL
Measuring Syringe set (Standard type*)	Micro Syringe 25 $\mu$ L Measuring Syringe (For Sample) 20 mL Measuring Syringe (For Solvent) 20 mL
Packing	For water filter For extraction tank
Solvent Reclaimer	SR-305

\*Measuring is easy because with stopper.

Oil Content Analyzer

## OCMA-550

### ■ Standard Accessory

Dropper	Made of polyethylene, 2.5 mL
Code set	Power supply cable (for domestic use)
B heavy oil	10 mL
Instruction manual	OCMA-550
Cell	Quartz (20 mm): 1 piece
Cell cap	Cap for cell: 1 cap







### ■ Option

Oil extracted solvent	S-316
Measuring Syringe set (Simple type)	Micro Syringe 25 $\mu$ L Measuring Syringe (For cell injection) 10 mL
Solvent Reclaimer	SR-305




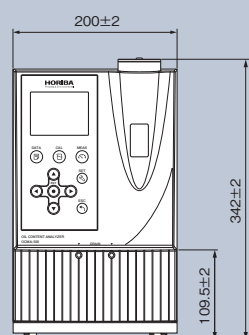
### For the first purchase customer

In order to measure oil content with OCMA-500 series, you need the following products. If you don't have these products, please purchase from optional list.

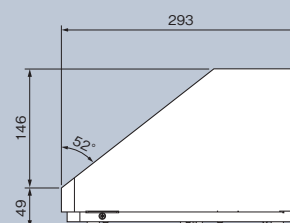
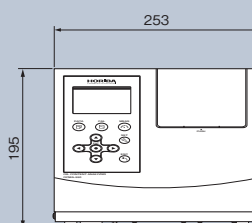
Must items for measurement		Recommended options (Not including maintenance parts)	
Standard Set	Solvent	Measuring Syringe set	Solvent Reclaimer
OCMA-500  + Standard Accessory	S-316 	Standard type (with Stopper)  *Choose from standard type or simple type	SR-305  Designed especially for recycling S-316 solvent, it features a 2-layer column of activated carbon and aluminum
OCMA-550  + Standard Accessory		Simple type 	

### ■ Dimensional Outline (Unit: mm)

OCMA-500



OCMA-550



## ■ Specifications

	OCMA-500	OCMA-550
Measurement method	Solvent extraction – non-dispersive infrared absorption analysis method	
Measured objects	Substances extracted from sample water into solvent and having infrared absorption near a wavelength from 3.4 μm to 3.5 μm	
Measurement range	0 mg/L to 200 mg/L	
Resolution	For mg/L 0 to 99.9: 0.1, 100 to 200: 1	
Repeatability	0 mg/L to 9.9 mg/L: ±0.2 mg/L ±1 dig. 10.0 mg/L to 99.9 mg/L: ±2.0 mg/L ±1 dig. 100 mg/L to 200 mg/L: ±4 mg/L ±1 dig. *For standard liquids at constant temperature	0 mg/L to 9.9 mg/L: ±0.4 mg/L ±1 dig. 10.0 mg/L to 99.9 mg/L: ±2.0 mg/L ±1 dig. 100 mg/L to 200 mg/L: ±4 mg/L ±1 dig. *For standard liquids at constant temperature
Display method	3.5 inches 320×240 dots Backlight color graphic LCD	
Calibration method	Select each optionally zero calibration and span calibration.	
Amount of test sample required	2:1 (Sample water : Solvent)	—
Extraction solvent	S-316 *Do not use any other solvent than S-316.	
Amount of extraction solvent required	8 mL (possible to measure even at 10mL)	Approx. 6.5 mL (Amount of extraction solvent required )
Extraction method	Built-in extractor	Using the extraction solvent, and extracted manually outside the product
Ambient operating temperature	0°C to 40°C (no condensation)	
Power supply	AC 100 V to 240 V ±10%, 50/60 Hz	
Power consumption	AC 100 V: Approx. 60 VA, AC 240 V: Approx. 90 VA	AC 100 V - 240 V: Approx. 60 VA
External dimensions	342 (H) X 200 (W) X 313 (D) mm	195 (H) X 253 (W) X 293 (D) mm
Mass	Approx. 7 kg	Approx. 5 kg
External output	Output to an USB memory stick	
Measurement flow	Automatic measurement (automatic switching sequence) and manual measurement after injection of liquid	—
Cell length	—	20 mm
Cell material	—	Quartz
Functions	300-item data memory (measurement history) Self-error determination Stabilized measurement value display Clock function With backlight for stirred batch tank Unit conversion function	300-item data memory (measurement history) Self-error determination Stabilized measurement value display Clock function Unit conversion function



Please read the operation manual before using this product to assure safe and proper handling of the product.



- The specifications, appearance or other aspects of products in this catalog are subject to change without notice.
- Please contact us with enquiries concerning further details on the products in this catalog.
- The color of the actual products may differ from the color pictured in this catalog due to printing limitations.
- It is strictly forbidden to copy the content of this catalog in part or in full.
- The screen displays shown on products in this catalog have been inserted into the photographs through compositing.
- All brand names, product names and service names in this catalog are trademarks or registered trademarks of their respective companies.

<http://www.horiba.com> e-mail: [info@horiba.co.jp](mailto:info@horiba.co.jp)

### ● HORIBA, Ltd.

**Head Office**  
2 Miyano Higashi, Kisshoin  
Minami-ku, Kyoto, Japan  
Phone: 81 (75) 313-8121  
Fax: 81 (75) 321-5725

**Tokyo Sales Office**  
Kanda-Awaji-cho Nichome  
Building 2-6, Awaji-cho,  
Kanda, Chiyoda-ku, Tokyo,  
Japan  
Phone: 81 (3) 6206-4721  
Fax: 81 (3) 6206-4730

### ● HORIBA (China) Trading Co., Ltd.

**Shanghai Office**  
Unit D, 1F, Building A, Synnex  
International Park, 1066  
West Tianshan Road,  
Shanghai, 200335 China  
Phone: 86 (21) 6289-6060  
Fax: 86 (21) 6289-5553

**Beijing Office**  
12F, Metropolis Tower, No.2,  
Haidian Dong 3 Street,  
Beijing, 100080, China  
Phone: 86 (10) 8567-9966  
Fax: 86 (10) 8567-9066

### ● HORIBA Korea Ltd.

10, Dogok-Ro, 6-Gil,  
Gangnam-Gu, Seoul-Si,  
135-860, Korea  
Phone: 82 (2) 753-7911  
Fax: 82 (2) 756-4972

### ● HORIBA Instruments (Singapore) Pte Ltd.

**Head Office**  
10, Ubi Crescent #05-12  
Lobby B Ubi Techpark  
Singapore 408564  
Phone: 65 (6) 745-8300  
Fax: 65 (6) 745-8155

**Hanoi Office**  
Unit 10, 4 Floor, CMC tower,  
Duy Tan Street, Dich Vong  
Hau Ward, Cau Giay district,  
Hanoi, Vietnam  
Phone: 84 (4) 3795-8552  
Fax: 84 (4) 3795-8553

### ● PT HORIBA Indonesia

Jl. Jalur Sutera Blok 20A,  
No.16-17, Kel. Kunciran, Kec.  
Pinang Tangerang - 15144,  
Indonesia  
Phone: 62 (21) 3044-8525  
Fax: 62 (21) 3044-8521

### ● HORIBA (Thailand) Ltd.

393, 395, 397, 399, 401,  
403, Latya Road,  
Sombetchaopraya, Klongsan,  
Bangkok 10600, Thailand  
Phone: 66 (0) 2 861 5995  
ext.123  
Fax: 66 (0) 2 861 5200

### ● HORIBA India Private Limited

**Delhi Office**  
246, Okhla Industrial Estate,  
Phase 3 New Delhi - 110020,  
India  
Phone: 91 (11) 4646-5000  
Fax: 91 (11) 4646-5020

**Pune Office**  
502, 5th Floor, Purushottam  
Plaza, Baner Road, Baner,  
Pune - 411045 India  
Phone: 91 (20) 4076-6000  
Fax: 91 (20) 4076-6010

### Bangalore Office

Kamadhenu, No.17/1 - 32,  
Bannerghatta Road,  
Audugodi 560030  
Bangalore India  
Phone: 91 (80) 22210071

### ● HORIBA Instruments Incorporated

**Irvine Office**  
9755 Research Drive,  
Irvine, CA 92618, U.S.A.  
Phone: 1 (949) 250-4811  
Fax: 1 (949) 250-0924

**Alvin, TX Office**  
5318 W.FM517 Rd, Alvin,  
TX 77511, U.S.A.  
Phone: 1 (281) 482-4334  
Fax: 1 (281) 614-0303

### ● HORIBA Instruments Brasil, Ltda.

Rua: Presbitero Plinio Alves  
de Souza, 645, Loteamento  
Polo Multivias Barro  
Medeiros - Jundiá São Paulo  
CFP 13.212-181 Brazil  
Phone: 55 (11) 2923-5400  
Fax: 55 (11) 2923-5490

### ● HORIBA UK Limited

**Northampton Office**  
Kyoto Close  
Moulton Park, Northampton  
NN3 6FL, UK  
Phone: 44 (1604) 542-500  
Fax: 44 (1604) 542-699

### ● HORIBA (Austria) GmbH

Kaplanstrasse 5  
A-3430 Tulln,  
Austria  
Phone: 43 (2272) 65225  
Fax: 43 (2272) 65230

### ● HORIBA Europe GmbH

**Head Office**  
Hans-Mess-Str.6  
D-61140 Oberursel  
Germany  
Phone: 49 (6172) 1396-0  
Fax: 49 (6172) 1373-85

### Leichlingen Office

Julius-kronenberg Str.9  
D-42799 Leichlingen  
Germany  
Phone: 49 (2175) 8978-0  
Fax: 49 (2175) 8978-50

### HORIBA Czech

Prumyslova 1306/7,  
CZ-10200, Praha 10,  
Czech Republic  
Phone: 420 (2) 460-392-65

### ● HORIBA France Sarl

12. Av des Tropiques Hightech  
Sud, F-91955 Les Ulis,  
France  
Phone: 33 (1) 69-29-96-23  
Fax: 33 (1) 69-29-95-77

Bulletin:HRE-1941B

Printed in Japan TS-TF(SK)33